




3. Pedalling a Penny Farthing



Age range: Primary

Theme: We gather as a community for collective worship that is **inspiring, invitational and inclusive**, reflecting the fact that we are a part of a diverse school family and the wider church community. *This is part of our new series (and with apologies for the split infinitive!) 'To boldly go....'.* You may need to tailor this script to suit the needs, age range & levels of concerns of your school community, which of course includes adults as well as children. **This week we dive straight into the story of a real-life adventurer, Victorian cyclist Thomas Stevens.**



How does this link to your school's Christian vision & values?

Use this section to reference your school's values and the things that are a part of your school's unique vision. This week, we use the story of Thomas Stevens and link with some words from the Bible written in a letter to the early Jewish church, possibly in Jerusalem, talking about keeping on keeping on: we expect that this key message of persistence or perseverance will resonate with us all at this point in the school year.

Resources:

- The PowerPoint slides are numbered with a point in the script so you can find your way, and the parts in **bold** show you where to click on to activate the next slide or animation.
- **Rucksack object this week: the macintosh**
- These materials include some information about the cyclist Thomas Stevens, which you might like to pick up in other areas of your curriculum.
- The map we used to show his journey can be found here: [Thomas-Stevens's-bicycle-journey- Wikipedia](#)
- Video showing how to mount a Penny Farthing: [How to mount a penny farthing](#)
- The story we use in today's materials is (very loosely!) based on the familiar 'We're going on a bear hunt' structure (which itself is based on an ancient First Nation folktale). There are images and words in the PowerPoint to help everyone to stay engaged with the story, which features just a few of the challenges that Thomas Stevens overcame on his epic journey across the globe. Please check through the presentation before you tell the story to children: you will also need to print a copy of the script on p.4-5, as not all the words appear on the screen. Do make up your own actions! There is also a red dot on each of the map pages showing the route that Thomas took. This will animate as soon as the slide shows.
- **This week, you will make some 'personal challenge' cards for your reflective area, picking up on the theme of keeping on keeping on, despite challenges – and to help children to think about any personal areas of challenge they might have. You may need to talk through this together as a class first.**

Gathering:

Slide 1 or 2 [choose whichever image you prefer, or use them in rotation]:

Use the greeting for this term

Leader: We are on this journey together...

Children: We are friends along the way...

ALL: May God go with us.

BSL interpretation:

Sign for 'way' (nearest to the idea of 'journey'): [British Sign Language BSL Video Dictionary - way](#)

Sign for 'friends': [British Sign Language: friends](#)

Sign for 'God': [British Sign Language BSL Video Dictionary - God](#)



Sign for 'go with us' – we have invented this! After you've signed 'God', bring your finger down alongside your other finger and make them 'journey together' in front of you.

Engaging:

As we heard last week, in the final term of this school year, we are beginning a new theme:

- **Slide 3: To boldly go.....** As you'll know now, our new theme is all about journeys, and today we will explore our first story together in our term of adventuring.
- **Slide 4: Old or new?** To get us thinking as we begin our time together today, I have some pictures to show you - some are of old things, some are new, and all you need to decide is which are which!
- **Slide 5: Model T Ford OLD**
This was the first mass-produced motor car, launched in 1908 by American Henry Ford.



- **Slide 6: Smartphone NEW**

I'm sure that we're all quite familiar with these hand-held devices: in fact many of us use these now instead of a landline phone. And they can do sooo much more than just be a phone!!

- **Slide 7: Wooden telephone OLD**and here's a much older version! This wouldn't fit in your pocket!!!

- **Slide 8: McLaren Supercar NEW** from the company based here in Surrey, in Woking!

- **Slide 9: Mountain bike NEW**

- **Slide 10: Penny Farthing OLD** This is a Penny Farthing bicycle, so called because the difference in size of the wheels was similar to the difference in size of 2 very old coins, the penny and the farthing. It doesn't look very easy, or comfortable, to ride, does it?

- **Slide 11:** Let's watch how it's done. This is a video of someone getting onto and riding this very old bicycle.... *[click on photo to launch video; chat for a while following this to allow pupils to talk about the challenges of travelling on such a bicycle!!]*

So, before we find out what a Penny Farthing has to do with today's story, let's open our trusty rucksack and see what's inside.....

- **Slide 12: What's in the rucksack?**

Open up the rucksack and show children the mackintosh – establish how it would be used if anyone is unsure. This was an essential piece of equipment for the gentleman in our story today.....

- **Slide 13:** This is Thomas Stevens, a Victorian gentleman with a very fine moustache, as you can see – and the proud owner of a **Penny Farthing bicycle!**

- In April 1885, he began a long journey on his Penny Farthing. He'd already cycled his way across America and he wanted to set himself another challenge, so he set sail for the UK, which is where his family had come from, and where we begin our story. The only things that he packed in his handlebar bag to go with him on his journey were a spare pair of socks, a spare shirt.... and a mackintosh, which he made into a tent with his Penny Farthing, to sleep in when he needed to.

- So, let's share the story of his adventure together. We're going to use a sort of 'We're going on a bear hunt!' model of story, so do join in when you can! (And watch the red dot, because it'll show you where Thomas cycles on his bumpy Penny Farthing!) *[use the script and slides, on p.4]*

- **Slide 33:** And this is the book that he wrote, in two parts (this is part 1), about all his adventures. His most favourite parts of the journey, it's clear, were his visit to the Taj Mahal – and the peace that he felt in Japan (along with the excellent roads, he wrote!) What an absolutely amazing achievement at a time when travelling anywhere, let alone to other parts of the world presented all sorts of challenges – and completed in less than 2 years.

So, as we come towards the end our time together today, we're going to hear some words from the Bible – probably to some of the first Christians in Jerusalem, who were finding life quite hard-going. Have a listen, and as you do, think about how they might connect with the story of Thomas Stevens....

...let us keep on going with patient endurance and steady and active persistence....

(Hebrews 12:1 – slightly tweaked from the Amplified Bible)

[Give pupils a few moments to share their thoughts]

Slide 34: Responding (and words for worship):

As we reflect and wonder together, let's be still and quiet....

...we've heard about the epic adventure of Thomas Stevens....

...of the challenges he faced and overcame on his journey across the world.....

....we've also shared words from the Bible about the need for perseverance and endurance when things get difficult – we often talk about this at school!.....



.... I wonder how these words might help us in our own lives, on our own journey across this term?....

....I wonder how the story of Thomas Stevens might help us to 'keep on keeping on'?.....

Sit quietly with your own thoughts now – you might like to use the time to pray your own prayer, or you might want to join me when I pray in a moment.....

[leave some time for individual reflection here]



Slide 35: Now I'm going to use the words from the Bible and turn them into a prayer. Make this prayer yours if you would like to....

When we are faced with challenges, may we keep on going with patient endurance and steady and active persistence. Help us to keep on keeping on, we pray.

Slide 36: Amen

Sending:

Slide 37: Use this term's leaving words



Leader: We have journeyed together today.

As we leave this place and time and go into the day ahead...

ALL: ...May God go with us.

Sign for 'God': [British Sign Language BSL Video Dictionary - God](#)




Sign for 'go with us' – we have invented this! After you've signed 'God', bring your finger down alongside your other finger and make them 'journey together' in front of you.

To sing / listen to:

[Never give up](#) (POP UK)

[Resilience in me](#) (NBD)



Ideas for classroom reflection: Personal challenge cards

Take a blank Penny Farthing card

Think about something that you are finding difficult at the moment.

This could be something at school or something outside of school.

Write or draw this onto the card. Keep this card somewhere safe to remind you to keep on going in the coming weeks.

Talk about how Thomas Stevens kept on keeping on in his big Penny Farthing adventure.

How might his adventures inspire you to keep on keeping on?



We're going on a journey.... (version 2!)

This follows the structure (albeit loosely!) of the familiar children's story 'We're going on a bear hunt', which itself is based on an ancient First Nation folktale. You might want to make up some actions to go with it....

Slide 14: We're going on a journey on a buuuumpy Penny Farthing....

It's a long way, we're a bit tired....

Slide 15: Uh-oh the rain, we'll have to put our 'mac' on....

We can't go around it, we can't go under it

We'll have to go through it....

Pedal SPLASH..... Pedal SPLASH..... Pedal SPLASH.....

Slide 16: We're going on a journey on a buuuumpy Penny Farthing....

It's a long way, we're a bit tired....

Slide 17: Uh-oh the Channel, the deep English Channel

We can't go around it, we can't go under it

We'll have to go across it.... UP and down and UP and down

Slide 18: We're going on a journey on a buuuumpy Penny Farthing....

It's a long way, we're a bit tired....

Slide 19: Uh-oh a broken spoke in Constantinople....

We can't go on with it, we'll have to stop and mend it

[sing this, Bob the builder style...!]

'Can we fix it? – yes we can!' 'Can we fix it? – yes we can!'

Slide 20: We're going on a journey on a buuuumpy Penny Farthing....

It's a long way, we're a bit tired....

Slide 21: Through deserts and rainstorms and now snow's begun to fall.

We can't go over it, we can't go around it

We'll have to take a break until Spring arrives at last

[leave a long-ish pause].....

Slide 22: We're going on a journey on a buuuumpy Penny Farthing....

It's a long way, we're a bit tired....

Slide 23: Uh-oh – some guards, who won't let us through

We can't go past them, we can't get around them,

We'll have to go back and get a steamer ship to India

UP and down and UP and down.....



Slide 24: We're going on a journey on a buuuumpy Penny Farthing....
It's a long way, we're a bit HOT!!!.....

Slide 25: OOoh look, a building – a graceful marble building
We won't go around it, we'll stay and have a look....
Ooooh WOW! Ooooh WOW! Ooooh WOW!

Slide 26: We're going on a journey on a buuuumpy Penny Farthing....
It's a long way, we're still a bit HOT!!!.....

Slide 27: Oh no, more sea – the wide deep sea!
We can't go around it, we can't go under it
We'll have to go across it.... UP and down and UP and down

Slide 28: We're going on a journey on a buuuumpy Penny Farthing....
It's a long way, we're a bit tired.....

Slide 29: Oh look, it's China – with signposts we can't read
We can't go around it, we can't go under it
We'll have to go across it -
(scratching head) Hmm-oh dear! Hmm-oh dear! Hmm-oh dear!

Slide 30: We're going on a journey on a buuuumpy Penny Farthing....
It's a long way, we're a bit tired!!!.....

Slide 31: We've finally reached Japan, with its calm, and peaceful ways
We can't go around it, we can't go under it
We'll have to go across it -
Pedal-Aaah! Pedal-Aaah! Pedal-Aaah!

Slide 32: And now we've reached the end on our buuuumpy Penny Farthing....
We've pedalled all the way.... **Over 13 thousand miles!!!**
We've met with many challenges across deserts and through rainstorms, but
It's time to go back home now and tell others what we've done
(The end)



Print these cards out for your reflective area

My personal challenge is...



Created by Gan Khoo Lay
from Noun Project

My personal challenge is...



Created by Gan Khoo Lay
from Noun Project

My personal challenge is...



Created by Gan Khoo Lay
from Noun Project

My personal challenge is...



Created by Gan Khoo Lay
from Noun Project

My personal challenge is...



Created by Gan Khoo Lay
from Noun Project

My personal challenge is...




Created by Gan Khoo Lay
from Noun Project



'To boldly go.....!'

3. Pedalling a Penny Farthing





...let us keep on going with patient endurance and steady and active persistence....

(Hebrews 12:1)

Take a Penny Farthing card from the reflective area

Think about something that you are finding difficult at the moment.



This could be something at school or something outside of school.



Write or draw this onto the card. Keep this card somewhere safe to remind you to keep on going in the coming weeks.



Talk about how Thomas Stevens 'kept on keeping on' in his big Penny Farthing adventure.

How might his adventures inspire you to 'keep on keeping on'?

