



5. H-A-R-V-E-S-T

Age range: Primary

Theme: We gather as a community for collective worship that is **inspiring, invitational and inclusive**, reflecting the fact that we are a part of a diverse school family and the wider church community. This term, we are reflecting on some important words of Jesus in the ‘Sermon on the Mount’, which Christians call the ‘Beatitudes’. We are using some of the wider themes in Jesus’ words to help us to think about the attitudes we have towards each other – and the ways in which your own school’s vision and values helps to shape this into your community. This week, as we align with the celebration of the Harvest, we acknowledge that many more people have worries about where their next meal will come from, so please ensure that you handle the theme with sensitivity to your own local context. *There is also a link with The Garden Route Children’s Trust, a Christian charity based in South Africa which provides breakfast for school-aged children, following research showing what a difference a nutritious breakfast makes to their life chances. Find out more here: [The Garden Route Children's Trust – Helping to educate and feed South African children in need \(grct.org.uk\)](http://The Garden Route Children's Trust – Helping to educate and feed South African children in need (grct.org.uk)) These are optional slides (numbered 20-24, which you can easily remove)*



How does this link to your school’s Christian vision & values?

Many of the qualities expressed in Jesus’ words will be familiar values for your school community, so we encourage you to link each week’s collective worship to your school vision – and the way that you live this out through your values. Today we are building on last week’s words about worry with Jesus’ words about needing God, and Harvest, recognising that God gives good gifts.

Resources:

- The PowerPoint slides are numbered with a point in the script so you can find your way, and the parts in **bold** show you where to click on to activate the next slide or animation. There are slides to go with today’s script, but you could quite easily use this collective worship without the PowerPoint if you preferred.
- **You will need to.... Print the large letters on p. 4-11, onto card.** Number them on the back from 1-7 so you can call them out at any point to be reassembled as a new word. There are some photos in the slides to support these word, but you could use objects instead if you wanted to go screen-free!
- **There are also some ideas for reflective activities / ideas to ponder for use in your reflective areas for this term, listed at the end of the script along with a handy wall chart to print each week for your reflective area. You can find all these as a separate file in our resources area, which may make it easier for teachers to print and use in their classrooms.**
- **Reflective prayer activity:** this week, you will need to get practical and engage in some joint activity for charity, even if it’s ‘just’ a collection for your nearest food bank. You could also create a 10p challenge, to support the work of The Garden Route Children’s Trust (info above)

Gathering:

Slide 1: Use these gathering words, which will be the same each week.



- **Leader: We are here together**
- **ALL: May our attitudes make our school community a happy place today.**

Engaging:

- **Slide 2:** Over the last 2 weeks, we have properly introduced our theme for this term as the ‘How-to-be-attitudes’, Jesus’ words from the Lesson on the Mountain. These were words spoken to large crowds of people, which have provided guidance for millions of Christians all over the world in how to live as part of God’s Kingdom on earth.
- **Slide 3:** In his Lesson on the Mountain, Jesus said: **‘You will be truly happy if you recognise your need of God and will ask him for help in times of need.’**
- These are the words from the ‘How-to-be-attitudes’ that we are going to be thinking about today, and we will be coming back to these words at the end of our time together today. But first, I need some help with some big letters [choose 7 children to help you to spell out H A R V E S T.
- **Slide 4:** At this time of year, we often think about **HARVEST**-time.
- **Slide 5:** People sometimes make special shaped bread to celebrate the HARVEST. But we don’t just harvest wheat: HARVESTing happens all over our world, to bring our food from where it is grown to our tables.
- **Slide 6:** Some of you may even have grown things in your garden over the summer, that you are now HARVESTing!



- Now, let's have letters 5,2,3,7&1, which spell.....
- **Slide 7: EARTH.**
- **Slide 8:** Our earth works very hard for us, because all our food comes from it. At the end of our time today, we're going to give a great big shout-out for all our favourite foods, those we really like to..... let's have letters 5,2&7.....
- **Slide 9:EAT:** We are completely dependent on our planet for the food that we **EAT**.
- **Slide 10:** Just as an example, the wheat that is made into the bread or cereal that many of you will have eaten for breakfast has come from farms all over Britain, and the banana or orange that you might have at break time will have been harvested in other places of our world where it's hotter.
- **Slide 11:** such as here.... Talk about this slide if you have time! Let's have letters 7&2.....which spell.....
- **Slide 12: 'TA!' – that's short for 'thankyou'!!**
- **Slide 13:** At Harvest time, we say thank you for our food: to the farmers who've grown it and taken care of it, those who've harvested it, those who've stored it and sold it...and (as a church school family) to God for the rain and sunshine that has helped it to grow.
- Let's take letters 1,2,4&5....
- **Slides 14&15:** Most of us have **HAVE** plenty of food...
- **Slide 16:** but we need to remember that in other places, there is not enough food to eat because the harvest has not been good – too hot, too cold, too wet, too dry – and so people might..... let's take letters 6,7,2,3,4&5....
- **Slide 16: STARVE.** There might also be people here in our community who struggle to feed their families, people we can also help this Harvest time. Finally, let's have letters 6,1,2,3&5, which spell.....
- **Slide 17: SHARE....**
- **Slide 18:** And so, at Harvest time, it's good to find ways to **SHARE** what we have with others. Explain how you will be doing this as a school this year – or together think of ways e.g. giving to the local food bank, donating money to charity etc., or using the idea on slides 19-23 to support The Garden Route Children's Trust. You could also use them after the reflection slide.)
- **Slide 19: Optional slides, relating to The Garden Route Children's Trust**
Here's a question for us to ponder as we think about Harvest time this year...
What can you buy for 10p?..... [ask children to suggest a few ideas]
The answer is, not much! But what if you could use just 10p to help give breakfast to a child in poor communities in South Africa? Let's find out how.....
- **Slide 20: The Garden Route Children's Trust is a Christian charity, started in 2016 by a lady who lives in Oxshott called Penny Fleming to support the work of Sister Ethel (who founded the Missionvale Care Centre) and others. As Christians, the Garden Route Children's Trust believe that God loves them and that they can love others in all sorts of ways that make a difference.**
- **Slide 21: read words on screen**
- **Slide 22: This is one of their fundraising ideas....but you could create your own using the 10p challenge e.g. make a 10p chain in your school hall / playground.**
- **Slide 23: With these ideas, anyone can be a person who makes a difference.**

Slide 24: Reflection and words for worship

Let's stop and think for a few moments now....

.....We've been thinking today about **HARVEST** time....

...We've thought of lots of words....**EAT**....**TA** (thankyou)....**HAVE** and **SHARE**....

...I wonder which word might be most important?.....or which word made you think...

HARVEST is an important time of the year...a time to remember and celebrate.... and say '**TA!**'

Now let's go back to the words we started with.

In his Lesson on the Mountain, Jesus said: '**You will be truly happy if you recognise your need of God and will ask him for help in times of need.**'



...I wonder how Harvest might give some people an opportunity to do this?....
...I wonder what help some people might need.....and how God might help?....
...I wonder how we might help too?....

Slide 25: This is NOT something that I very often allow in assembly (shouting out), but as a one-off, we're going to have a big grateful shout-out! After 3, everyone can shout out their favourite food... so have a quick think now about what you'll say. 3-2-1....

[Pause for a few moments before ending]

Sending: Slide 28

Leader: As we leave this place & time and go into the day ahead...

All: *May we be thankful for what we have and be generous in helping others.*



To listen to / sing:

Harvest songs (from your school's collection)

Slide 27: Reflective areas

Do something practical this week, to help others who are in need.

Use a Bible chat-mat focussed on Harvest, here: [bible-chat-mat-its-harvest.pdf](https://www.guilforddiocese.org.uk/transforming-church/transforming-lives/bible-chat-mat-its-harvest.pdf)





*...Jesus was a great teacher....
...He said to the people 'You will be truly happy if you
recognise your need of God.'*



**I wonder what you think about
Jesus' words? How might Harvest
give us an opportunity to do this?**

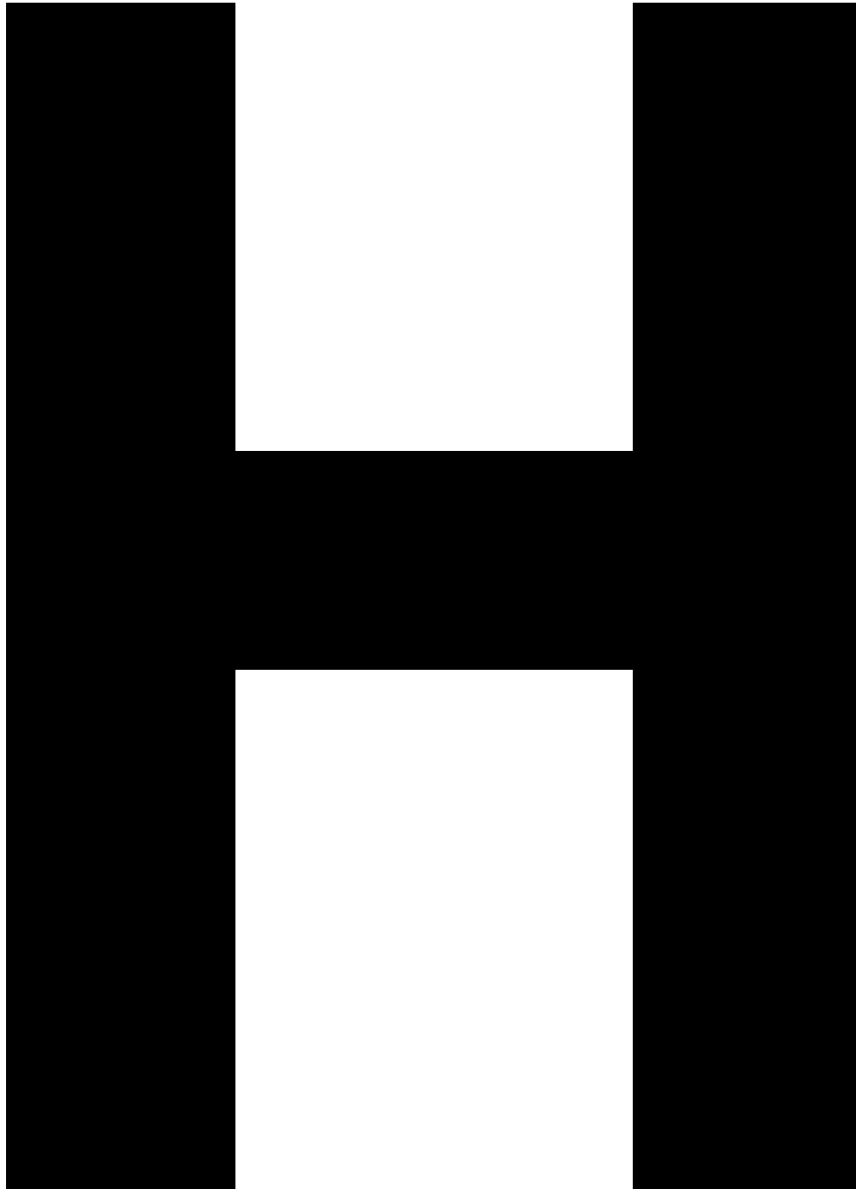


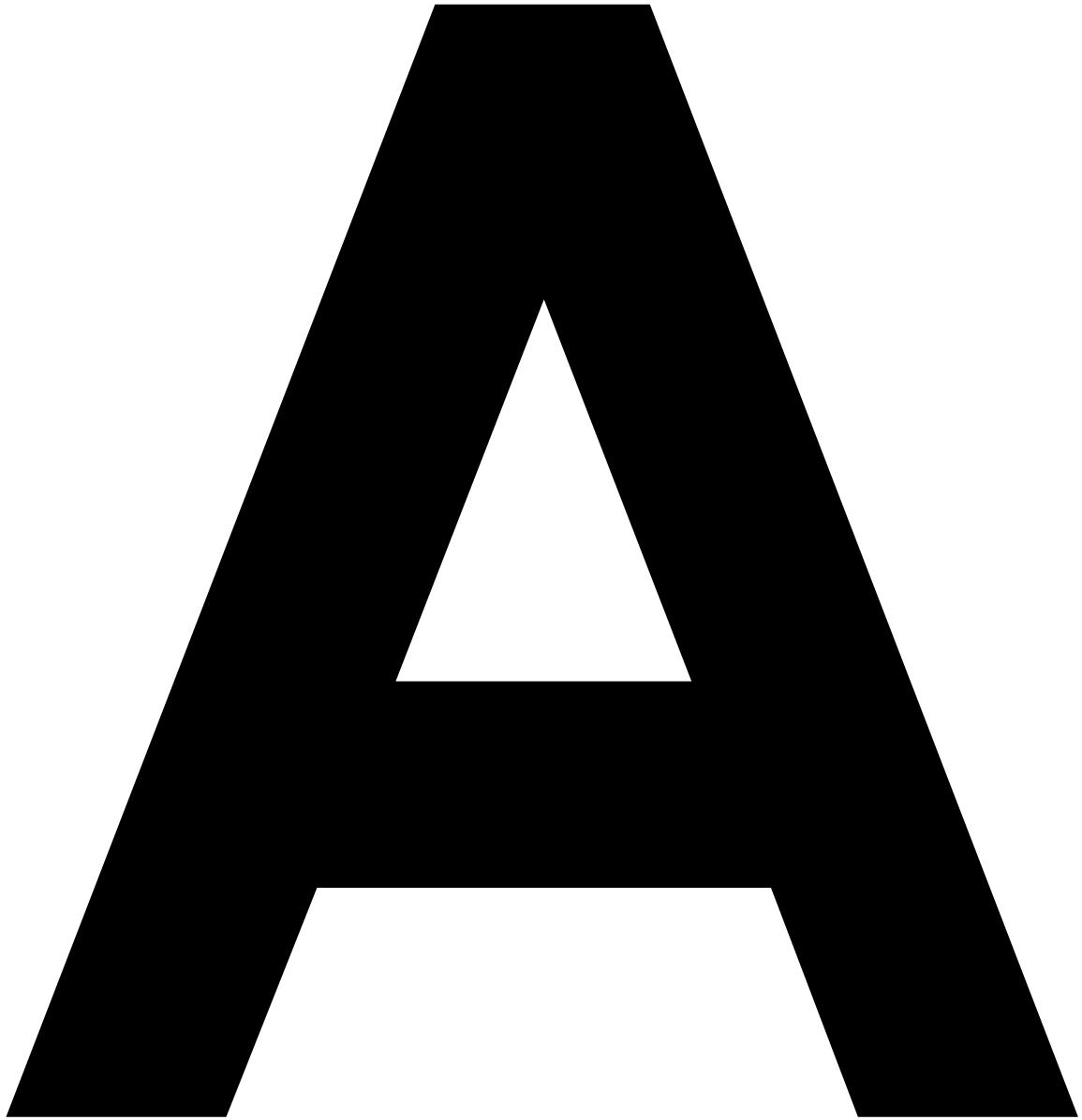
**Talk together about the things
that you are thankful for this
HARVEST time and how we might
SHARE with others.**



**Now put your ideas into action
wherever you can!**









R







S



