



6. A 'song' of kindness

Age range: Primary

Theme: We gather as a community for collective worship that is **inspiring, invitational and inclusive**, reflecting the fact that we are a part of a diverse school family and the wider church community. *This is part of our new series 'Songs from the heart'. You may need to tailor this script to suit the needs, age range & levels of concerns of your school community, which of course includes adults as well as children. We focus today on how David showed kindness towards Mephibosheth, the crippled son of his best friend. Whilst this doesn't sound very extraordinary, cultural expectations about this boy would have been very different in David's day:*

- 1. Mephibosheth was the grandson of David's enemy, King Saul, (who had tried to kill David many times), so Mephibosheth would have been top of the new regime's hit-list when David became king**
- 2. Mephibosheth was crippled, and likely to have been abandoned to fend for himself (or worse).**

As with other scripts this term, it's no accident that we are using questions to probe children's thinking throughout this series, as questions are very much at the heart of David's words in the Psalms!



How does this link to your school's Christian vision & values?

Use this section to reference your school's values and the things that are a part of your school's unique vision. Today, we will use some words from Psalm 103 and a story of how David modelled kindness to a small boy, acting out what he understood of God's character. The actions that he took in the story will easily reflect your school's vision and values, which you can talk about using your school's context.

Resources:

- The PowerPoint slides are numbered with a point in the script so you can find your way, and the parts in **bold** show you where to click on to activate the next slide or animation.
- You will need to print out onto **A3 paper** the story props for this week (NB p. 5-26!), or you can access the video here (which might be worth watching to demonstrate how the papers work): <https://youtu.be/iOAXQV6i6WM> The video includes narration, so if you want your children to read along instead, just mute the sound! However, it's very easy to do this live, and have a teacher holding the placards in order, asking children to read the words. For younger children, you might want to ask another adult to read, but it works best for it not to be the same person as is controlling the placards! There are some placards that are more significant than others, that you want children to notice – these are edged in orange to make them stand out – so pause slightly longer on these. Alternatively, there is an **A4 version** of the script on [p. 4](#).
- Orange paper:** use this to make a 'high vis' jacket for each child for the reflection / prayer activity. Instructions [below](#). You will need to make a larger example to demonstrate and as part of the reflective/prayer response later in your time together.

Gathering:

Slides 1-3: Use these new gathering words for this term, or your usual greeting if you prefer. The greeting comes with BSL signing; you can view the demos using links under the slide.



Leader: As we gather together,

ALL: ...we bring our hearts.

Leader: As we gather together,

ALL: ...we share our thoughts.

Leader: As community together,

ALL: We serve one another.

Signs for greeting: click on links

Hearts: [British Sign Language BSL Video Dictionary - heart](#) (or you could use your hands as shown in the image)

Thoughts: [British Sign Language BSL Video Dictionary - thought](#)

Serve: [British Sign Language BSL Video Dictionary - serve](#) (or you could just open your hands in front of you)

Engaging:

- Slide 4: What have all these pictures got in common?** *[they are all wearing high vis jackets that help them to be seen.*
- Slide 5:** Talk together about why someone might wear clothes like this – and why it's so important that they are seen, that they stand out.
- Slide 6: Songs from the heart**
This term, as you know, we are looking at some of the songs of King David in the Psalms and finding out from his life what might've caused him to write them. Today's words come from Psalm 103.



- **Slide 7: The Lord [that's what David calls God] shows mercy and is kind. He does not become angry quickly, and he has great love.** [explain any words here that you think children may need clarification on]
- Keep these words in your mind now, as we dip into another story from David's life. You might recall that David had a very best friend, King Saul's son Jonathan, who died in battle. The story that we are going to share together in a moment is about Jonathan's son – who has a very long name!....
- **Slide 8: Mephibosheth [Meh-fib-oh-sheth]** who is just a young boy
This story works a little differently than usual! [Explain how it works if you're doing it live, using the placards from p5-26, or use the video linked above.]
So, how do David's actions link with the words that he wrote in Psalm 103? [ask some children to explain]
David was modelling in his actions what he saw in God's character. He said that God was kind and shows mercy, and so David chose to reach out to a poor, crippled boy, and show him the most generous kindness by bringing him to live in his palace. David said 'I want to show God's kindness to Mephibosheth.'
We're going to spend some time now thinking about what this might mean for us....

Slide 9: Responding (and words for worship):

Let's be still and quiet together now....

....I wonder what stands out for you in this story?.....

David chose to show God's kindness to Mephibosheth

....I wonder what it means to show God's kindness to someone?

....I wonder how your kindness might stand out today?

As we've heard today, David's kindness towards Mephibosheth, and the promise he made, really stand out in this story....

...Mephibosheth did not expect to be treated this way....

....

Slide 10: Prayer

Do you remember how at the start of our time together today, we saw some pictures of people wearing high vis vests, to help them to stand out? We've been thinking about how we want our kind actions to stand out in our school community. So, to help us to pray today, I'm going to use a paper high vis vest. You might want to turn your own thoughts into a prayer as we go along....

Model each of the actions listed as you talk

....as I open up one side of the jacket, think about someone you are close to, who needs to know some kindness today....

[leave some space]

....as I open up the other side, think about someone you perhaps don't get on with, who you might show kindness to this week....

[leave some space]

....as I close up the jacket, spend a few moments now thinking or praying about these people...

....and about your actions, that your kindness will stand out this week....

Slide 11: And as we close our time, you may want to join in with 'Amen'

Sending: Slide 12

Leader: As we leave this place and time and go into the day ahead,

All:may we serve one another in our kind **thoughts** and **words** and **actions**.

Signs for response: click on links

Thoughts: [British Sign Language BSL Video Dictionary - thought \(signbsl.com\)](https://www.signbsl.com/thought)

Words (use 3rd definition): [British Sign Language BSL Video Dictionary - word \(signbsl.com\)](https://www.signbsl.com/word)


Actions: [British Sign Language BSL Video Dictionary - action \(signbsl.com\)](https://www.signbsl.com/action)

To sing / listen to:

[The Kindness Song](#) or [Let's be kind](#) (NBD) or [Shine](#) (NBD)



Ideas for classroom reflection: there are a few ideas to choose from this week



Make your high vis jackets using the instructions on the next page. You could lead a whole class guided reflection time, or allow pupils to respond individually throughout the week:

1. ...open up your jacket...
 2. ...think about someone you are close to, who needs to know some kindness today...
 3. ...write their name or draw them inside your jacket...
 4. ...now think about someone in your school and write their name inside...
 5. ...now think about someone you perhaps don't get on with, who you might show kindness to this week...
 6. ...write their name or draw them inside your jacket...
 7. ...now think about someone in your neighbourhood and write their name inside...
 8. ...spend a few moments now thinking or praying about these people...
 9. ...and about your actions, that your kindness will stand out this week...
- **Action for Happiness** produce a calendar for each month: [Happier January | Action for Happiness](#) might have some material you could use in class.
 - **Be a kindness monitor:** give a child in your class an orange high-vis jacket to wear, and their job is to observe and report acts of kindness they see happening.
 - **In the news:** Find some 'good news' stories (e.g. on the CBBC [Newsround](#) website) to help children see that it's not all bad news happening in the world - and feature some of the best stories that they find.
 - **Watch the Golden Rule song here:** [The Golden Rule \(Love Your Neighbour Version\) - Worship For Everyone - YouTube](#) How many acts of kindness do you spot?

Instructions to make a mini paper high vis jacket:

You will need:

- Orange paper, fluorescent paper would be ideal if you have any; a pencil; scissors

<p>1. Cut a piece of orange paper 21cm by 9cm.</p>	<p>2. Fold the paper in half.</p>
<p>3. Open the paper and fold the two edges in to meet in the middle.</p>	<p>4. Draw a V on the front and mark at each side where you will cut out the arm holes.</p>
<p>5. Cut the V shape out of the front and the arm holes at the side. Take care not to cut the back.</p>	<p>6. Open the high viz vest and inside write the names of the people that you are praying for.</p>

Mephibosheth (A4 version)

David was a good king.....

But David still had enemies.

Saul, the previous king, had tried to kill him....
....on more than one occasion!

So when David became King....
...people expected him to get rid of all his enemies....
...and their families.

This was the custom in those days.

But David didn't do that.

Instead, he sent for his servants and asked them:
'Is there anyone left in Saul's family?....
...I want to show God's kindness to that person.'

So they brought him Mephibosheth, Saul's grandson.....
...who was crippled in both feet.


He was very afraid to be sent for by the King.

But David said:
'Don't be afraid.'
**'I promise to be kind to you.....
....because your father, Jonathan, was my very best friend.'**


**So David gave him land to live on....
....and he always ate at the King's table in his palace.**

THE END!


**David was
a good king.**



**But David still
had enemies.**




**Saul, the previous king,
had tried to kill him....**




**....on more than
one occasion!**


So when David became king...




**...everyone expected him
to get rid of his
enemies...**




...and their families!



**This was the custom
in those days.**




But David didn't do that.



**Instead, he sent for
his servants, and asked....**


**Is there anyone
left in Saul's
family?**



I want to show
God's kindness
to this person.



**So they brought him
Mephibosheth,
Saul's grandson.....**



**...who was crippled
in both feet.**




**He was very afraid to be
sent for by the King.**

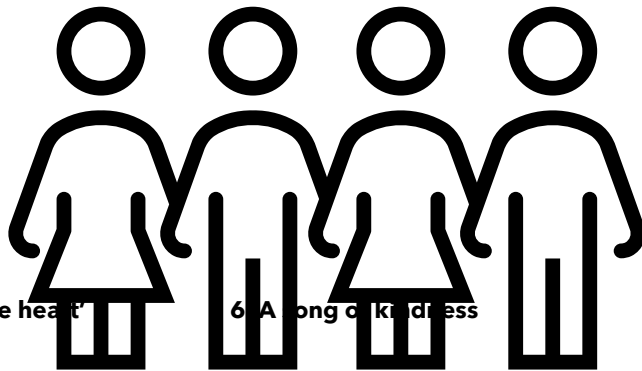
But David said:

Don't be afraid!


I promise to be
kind to you...



...because your
father, Jonathan,
was my very best
friend.




So King David gave him
land to live on....



...and he always ate
at the King's table
in his palace.



The End!



*David's kindness to Mephibosheth **stood out**.
David was showing people what he believed God was
like, kind and full of love (Psalm 103:8)*



**I wonder how your kindness
might **stand out** this week, and
who might need it most?**



Talk together about your ideas.



**Write the names of some people
you have thought of inside your
paper high vis jacket. You might
want to pray for these people
you have named.**