

*The two friends were on a journey together to
Emmaus when Jesus joined them.
Their sadness was soon turned to joy!*



**Think about the time that you
have had in your class this year...**



**Talk together about who has
been a part of this very special
journey.**



**Make some paper people. Make
one of them look like you and
then add the people who've
shared your journey.**

Instructions for making the 'To boldly go.....' passport

Each class will need to make a passport, which will become the reflective 'journal for this term', containing the reflection sheets for each week.

Bind it into a single A4 sized passport using a folder or presentation book (with plastic insert pages). You might want to add your school badge to the front of the 'passport'.

Print out the class page, one per class, for your reflection areas in week 2. Leave pens out so that children can write their own names to their class page – ask adults to sign as well.

You will then add the other pages week by week, which are also included in the script for each week's collective worship.

All the images included within this term's resources are copyright-free from Pixabay or using Microsoft icons.

PASSPORT



We belong toClass

Sign your name into our class passport to show that you belong here



***A passport shows that you belong in a certain country.
We belong in..... School.***

Add your name to your class's page.



Look at all the names of children and adults in your class. Think about each one....




Talk about the ways in which you all 'belong' in your class.

You might want to pray for others in your class and ask God to bless them.



Do whatever you can this week to ensure that others always feel that they belong.



...let us keep on going with patient endurance and steady and active persistence....

(Hebrews 12:1)

Take a Penny Farthing card from the reflective area



Think about something that you are finding difficult at the moment.

This could be something at school or something outside of school.




Write or draw this onto the card. Keep this card somewhere safe to remind you to keep on going in the coming weeks.



Talk about how Thomas Stevens 'kept on keeping on' in his big Penny Farthing adventure.

How might his adventures inspire you to 'keep on keeping on'?



**....encourage one another and
build each other up....**

(1 Thessalonians 5:11)

In her lifetime, Amelia Earhart encouraged many other women to reach for their dreams. Her story has been an encouragement for many others since who want to make a difference in the world.

Take a blank card from the reflective area



Talk together about the things you find encouraging about Amelia Earhart's life and her example. How did she encourage others?



Think about someone who might need encouraging this week. This could be someone in school, or someone at home.



Write them a card with some helpful, encouraging words. Don't forget to give it to them!



***Jesus said that his words can be trusted,
like building on a firm foundation.***

(Matthew 7: 24-27)

Take a blank card from the reflective area



Talk together about the things that you trust in life.

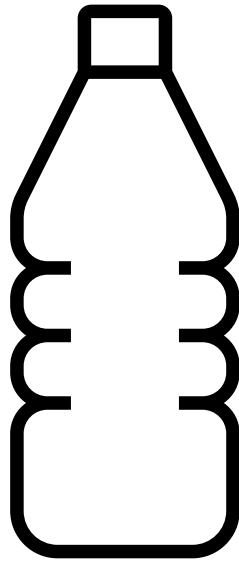


Choose the most important one for you.



Write your idea onto the card and hang it on our class 'rope'.

Turn your thoughts into a prayer if you want to.



Water from the Well of Zamzam is a special reminder for Muslims of their pilgrimage to Mecca.

This water isn't special in any way, but we are going to use it to help us to think....



Hold the bottle in your hands and think of a very special journey that you have been on.




How was that journey a blessing for you – and maybe for others too?

Maybe turn your thoughts into a prayer....



Talk together about your journeys, or bring in some mementoes of your time to show to each other during this week.



Jesus said that because of the present of his presence, he would be with his friends 'always and forever'.

Take a label from the box.



Think about someone who might need to know they are not alone, or who needs God's help. It might be you!



**Write or draw this onto the label.
You might want to hold the label in your hand and pray for them.**



Put the label into the box when you have finished.



When Paul met Jesus on the road to Damascus, his life was changed forever. He learned how to see his life and other people in God's way.



Put on the different glasses and think about how they change how you see things.



Are there people or situations you might need to 'see' differently?



Talk about how this might change our school for the better.

If you'd like to, bring these things before God and ask Him to help you to see things as He does.



***Paul wrote: 'Run the race with perseverance.
Keep on going and don't give up!'***



Paul's life was full of adventure and danger, but he trusted God. Talk together about where you saw this in the story.



Do you sometimes feel like giving up? Are there things you feel are really hard to do?



Write a message or a prayer on a strip of map, then post it into the bottle. As you do, ask God to help you, if you'd like to.



In the story of Duni Chand, and the words of Jesus, we have been thinking about treasure that will truly last.



Pick up some 'treasure' and hold it in your hand while you think.




What do you truly treasure?

Think about the message in the story or the words of Jesus.

Put your treasure back in the bag when you have finished thinking.



Talk about your ideas with others in your class: do you agree that some treasure will last longer?



Buddha said that 'No light is brighter than wisdom.'

Daniel wrote that 'The wise people will shine like the brightness of the sky.'



Think about someone who has shared their wisdom with you this year.



How has their wisdom helped you?



Write them a short thank you note on the back of the torch card.

Don't forget to give it to them to show that you are grateful!



David wrote that 'It is good and pleasant when God's people live (and work) together in peace!' (Psalm 133:1)

Look at your school badge or logo



How does it remind you what's important to you as a school community?

How have we worked together as a team recently?



How did we make sure that it was fair for everyone?

How can we make sure that everyone feels valued?



Now go and make it happen!!



Jesus spoke these words of comfort and encouragement to his disciples.

Use a finger labyrinth as you think...



As you trace the route with your finger, think about the journey that you have been on during this school year.



Look at the words on the big labels. Talk about what difference they might have made to the people God spoke to.



Choose a label for yourself. You might want to write your thoughts or a prayer on the back.